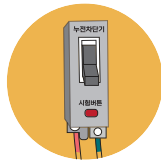


Electrical Safety In Smart Life

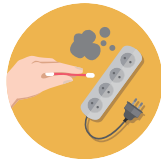
Prepare in advance!



Earth Leakage Breaker Check!

Press the test button once a month to check if it works.

* If the earth leakage breaker does not work or smells burning, the earth leakage breaker must be replaced.



Dusty Outlet!

Switch off the electricity and clean it up.



Stripped Electric Wire!

Stripped Electric Wires are dangerous, so replace them immediately.

Save electric energy!



Energy Efficiency Rating 1 Product

use it to conserve electricity.



Increase energy efficiency by **filling less than 60% of the refrigerator's capacity.**



Save energy by **doing the laundry with cold water.**



Free inspection every 1~3 years for residential and commercial electrical systems safety check.

Electrical Safety Inspection Inquiry



Electrical Safety Call Center
(+82)1588-7500



Electrical Safety Yeogiro
<http://safety.kesco.or.kr>

* You can check the electrical safety information such as the inspection result and the subject of the safety inspection at home.




Wise electrical safety tips!

영어

Electrical Safety Guide In Life

Electrical Safety tips for Each Season



Self-checking Electrical Safety Inspections



Electrical is indispensable in our lives!

If you use it properly, it brightens your life. Otherwise, it can darken your future. It is necessary to pay attention to the electricity safety in your daily life.

Summer



During the rainy season, watch out for stagnant traffic lights and manhole covers.

If rainwater collects in manholes and traffic lights, electricity can flow.



Do not hang laundry near the dehumidifier.

Water dripping from laundry may cause a short circuit.

Winter



Keep the humidifier away from electrical outlets and electrical appliances.

If the humidifier's moisture is exposed to electrical outlets or electrical appliances, the risk of a short circuit increases.



Do not fold the electric blankets.

If you fold and use the electric blankets, short circuit due to internal wire being entangled.

The 4th every month is the electrical safety inspection day!

Check yourself to see if you use electricity safety.

CHECK LIST

Home

- | | Yes | No |
|--|-------------------------------------|-------------------------------------|
| 1. A earth leakage breaker works normally when its test button is pressed. | <input checked="" type="checkbox"/> | <input type="checkbox"/> |
| 2. I don't use a lot of electrical equipments in one outlet. | <input type="checkbox"/> | <input checked="" type="checkbox"/> |
| 3. The dust between a outlet and a plug is well removed. | <input checked="" type="checkbox"/> | <input type="checkbox"/> |
| 4. There is not flammable material around a heater. | <input type="checkbox"/> | <input checked="" type="checkbox"/> |
| 5. I blocked a unused outlet with a safety plug. | <input checked="" type="checkbox"/> | <input type="checkbox"/> |

Work place

- | | Yes | No |
|---|-------------------------------------|-------------------------------------|
| 1. I wear protective gear when I work in electric workplaces. | <input checked="" type="checkbox"/> | <input type="checkbox"/> |
| 2. There is not obstruction in a access road of a panel. | <input type="checkbox"/> | <input checked="" type="checkbox"/> |
| 3. There is not flammable substance near electrical equipments. | <input type="checkbox"/> | <input checked="" type="checkbox"/> |
| 4. I use electrical appliances with certificated marks such as KS and KC. | <input checked="" type="checkbox"/> | <input type="checkbox"/> |
| 5. The wires of electrical appliances are undamaged. | <input checked="" type="checkbox"/> | <input type="checkbox"/> |

“” is the correct way to use electricity. If there is an item marked “”, improve your daily habit and use electricity safety.